

PLEASE CHECK WWW.MOLEX.COM FOR LATEST PART INFORMATION

Part Number: [0757571342](#)
Status: **Active**
Overview: mx150 unshrouded breakaway header
Description: 3.50mm (.138") Pitch, MX150™ Header, Breakaway, Vertical, 8 Circuits, 0.75µm (30µ") Select Gold (Au) Plating, 11.20mm (.441") Mating Pin Length, 4.75mm (.187") PC Tail Length

Documents:

[3D Model](#) [Product Specification PS-75757-000 \(PDF\)](#)
[Drawing \(PDF\)](#) [RoHS Certificate of Compliance \(PDF\)](#)
[Application Specification \(PDF\)](#)

General

Product Family	PCB Headers
Series	75757
Application	Wire-to-Board
Comments	3.5 x 6.0mm (.138 x .236") dual row grid
Overview	mx150 unshrouded breakaway header
Product Name	MX150™

Physical

Breakaway	Yes
Circuits (Loaded)	8
Circuits (maximum)	8
Circuits Detail	8
Color - Resin	Black
Durability (mating cycles max)	25
First Mate / Last Break	No
Glow-Wire Compliant	No
Guide to Mating Part	No
Keying to Mating Part	None
Lock to Mating Part	None
Material - Metal	Brass
Material - Plating Mating	Gold
Material - Plating Termination	Tin
Material - Resin	High Temperature Thermoplastic
Number of Rows	2
Orientation	Vertical
PC Tail Length (in)	0.190 In
PC Tail Length (mm)	4.75 mm
PCB Locator	No
PCB Retention	None
PCB Thickness Recommended (in)	0.093 In, 0.125 In
PCB Thickness Recommended (mm)	2.40 mm, 3.20 mm
Packaging Type	Tube
Pitch - Mating Interface (in)	0.138 In
Pitch - Mating Interface (mm)	3.50 mm
Pitch - Term. Interface (in)	0.138 In
Pitch - Term. Interface (mm)	3.50 mm
Plating min: Mating (µin)	20
Plating min: Mating (µm)	0.5
Plating min: Termination (µin)	160
Plating min: Termination (µm)	4
Polarized to Mating Part	No
Polarized to PCB	No
Shrouded	No

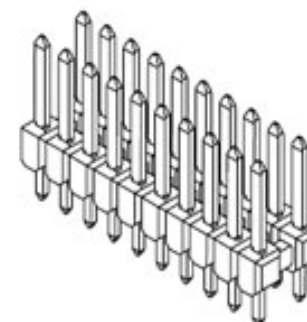


image - Reference only

Series

EU RoHS

ELV and RoHS Compliant
REACH SVHC Contains SVHC: No
Halogen-Free Status
Not Reviewed

China RoHS



Need more information on product environmental compliance?

Email productcompliance@molex.com
 For a multiple part number RoHS Certificate of Compliance, [click here](#)

Please visit the [Contact Us](#) section for any non-product compliance questions.

Search Parts in this Series

[75757Series](#)

Mates With

[33471](#) Single Row MX150™ Receptacles,
[33472](#) Dual Row MX150™ Receptacles

Stackable	Yes
Surface Mount Compatible (SMC)	Yes
Temperature Range - Operating	-40°C to +125°C
Termination Interface: Style	Through Hole

Electrical

Current - Maximum per Contact	16A
Voltage - Maximum	500V DC

Solder Process Data

Duration at Max. Process Temperature (seconds)	15
Lead-free Process Capability	SMC & Wave Capable (TH only)
Max. Cycles at Max. Process Temperature	1
Process Temperature max. C	260

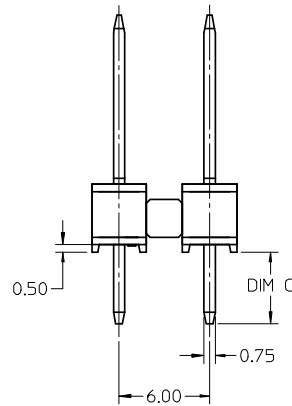
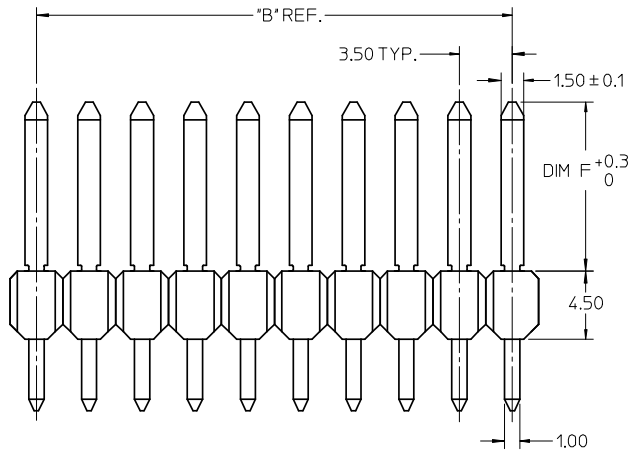
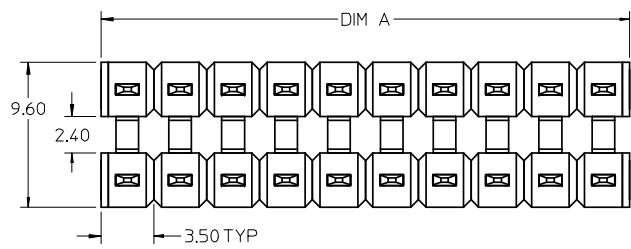
Material Info

Reference - Drawing Numbers

Application Specification	AS-75757-204
Packaging Specification	PK-75757-006
Product Specification	PS-75757-000
Sales Drawing	SD-75757-002
Test Summary	TS-75757-001

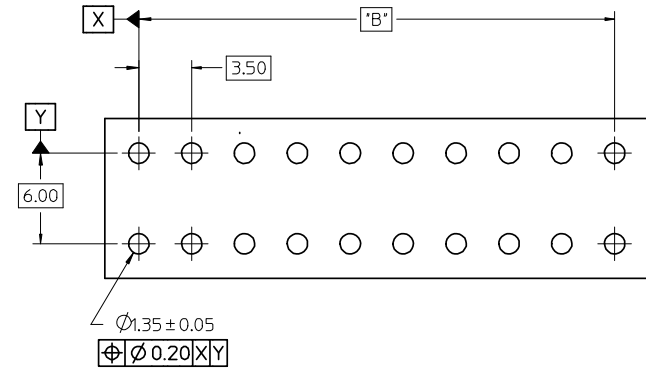
This document was generated on 05/31/2010

PLEASE CHECK WWW.MOLEX.COM FOR LATEST PART INFORMATION



NOTES:

1. TERMINAL MAT'L: ALLOY C26000, CARTRIDGE BRASS
2. WAFER MAT'L: 30% GLASS FILLED LCP, 94V-0, COLOR BLACK.
3. TERMINAL PLATING:
 - OPTION 4 - 1.5µm MIN MATTE TIN OVERALL OVER 1.25µm NICKEL OVERALL
 - OPTION 1 - 2.5µm MIN MATTE TIN OVERALL OVER 1.25µm NICKEL OVERALL
 - OPTION 2 - 1.25µm NICKEL OVERALL 2.5µm MIN SELECT MATTE TIN PC TAIL AREA 0.05-0.25µm SELECT GOLD CONTACT AREA
 - OPTION 3 - 1.25µm NICKEL OVERALL 2.5µm MIN SELECT MATTE TIN PC TAIL AREA 0.75µm SELECT GOLD CONTACT AREA
4. HEADER ASSEMBLIES ARE TUBE PACKAGED PER PK-75757-9900.
5. COMPLIES WITH USCAR 1.5mm TERMINAL BLADE SPECIFICATION.



RECOMMENDED PCB LAYOUT

REMOVED EXTRA DIM EC NO: UCP2009-0126 DRAWN: PROSCA CHKD: JCOMERC APPR: JCOMERC 2008/07/16 2008/07/16 2008/07/16	DESCRIPTION B	QUALITY SYMBOLS ▽=0 ▽=0	GENERAL TOLERANCES (UNLESS SPECIFIED)		DIMENSION STYLE MM ONLY		SCALE 4:1	DESIGN UNITS METRIC	THIRD ANGLE PROJECTION		
			4 PLACES ± --- ± ---	3 PLACES ± --- ± ---	mm	INCH	DRAWN BY TMCCLELL	DATE 1/18/05	MX150 DUAL ROW BREAK-AWAY VERTICAL HEADER ASSEMBLY MOLEX INCORPORATED		
			2 PLACES ± 0.13 ± ---	1 PLACE ± 0.25 ± ---	ANGULAR ± 1/2°		CHECKED BY TMCCLELL	DATE 1/18/05			
			DRAFT WHERE APPLICABLE MUST REMAIN WITHIN DIMENSIONS		SEE CHART		APPROVED BY BANAKIS		DATE 1/18/05	MOLEX INCORPORATED DOCUMENT NO. SD-75757-002	

